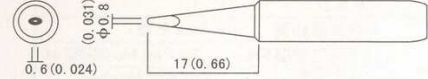


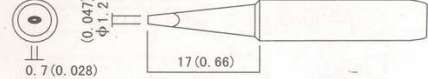
Tips/烙铁头

900S

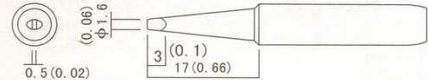
900M-T-0.8D



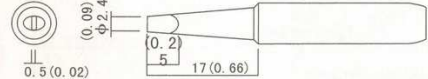
900M-T-1.2D



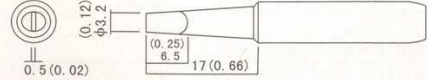
900M-T-1.6D



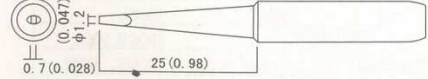
900M-T-2.4D



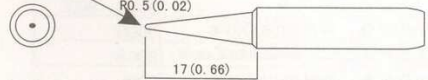
900M-T-3.2D



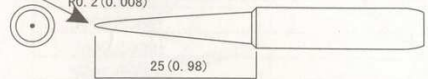
900M-T-1.2LD



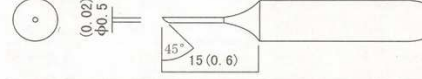
900M-T-B



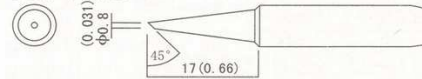
900M-T-L.B



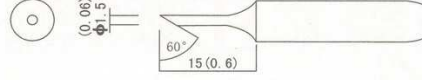
900M-T-0.5C



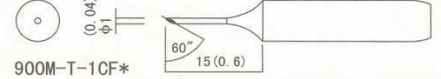
900M-T-0.8C



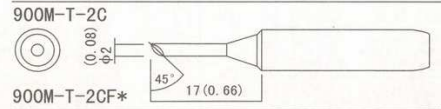
900M-T-1.5F*



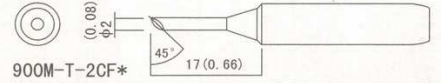
900M-T-1C



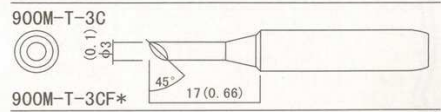
900M-T-1CF*



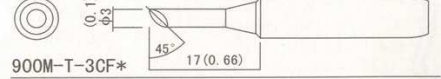
900M-T-2C



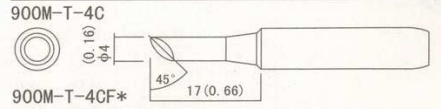
900M-T-2CF*



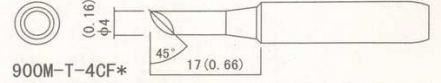
900M-T-3C



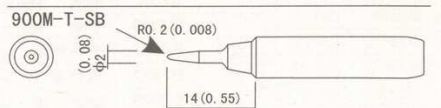
900M-T-3CF*



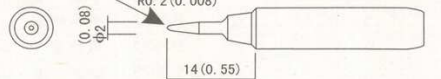
900M-T-4C



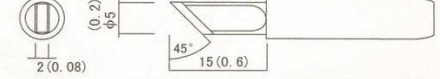
900M-T-4CF*



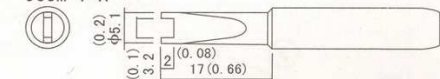
900M-T-SB




900M-T-K



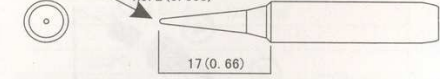
900M-T-R




900M-T-RT



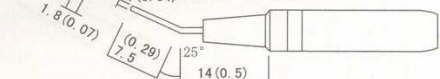
900M-T-I



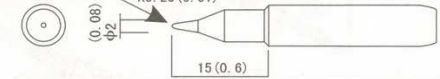
900M-T-H



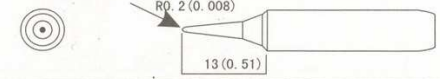
900M-T-1.8H



900M-T-S4



900M-T-SI



● 900M tip Out Diam $\Phi 6.5$ ● 900M 型焊咀外径为 $\Phi 6.5$